

# Planning & Ideas Guide

**SYMBIOTE®**



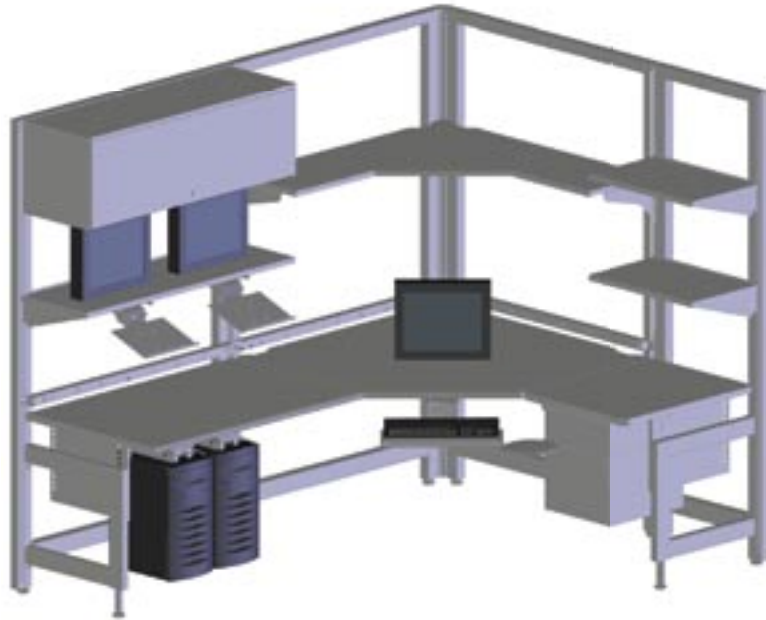
**Technical Furniture and  
Infrastructure Solutions for  
the InBetween Workplace**



FF

Solutions

# Table of Contents



<i>About U Series Stations.....</i>	<i>2</i>
<i>About ErgoStat Benches.....</i>	<i>3</i>
<i>How to Design Work Stations.....</i>	<i>4 - 5</i>
<i>Ideas for LAN Stations.....</i>	<i>6 - 12</i>
<i>Ideas for Lab/Engineering Stations.....</i>	<i>13 - 17</i>
<i>Ideas for Manufacturing Stations.....</i>	<i>18 - 23</i>
<i>Ideas for Dispatch Center.....</i>	<i>24</i>

Symbiote Technical Furniture combines a modular system of frames and frame-supported components to define, organize and divide work spaces.

Designed for technical environments, our furniture supports heavily loaded applications while enabling the convenience of visual and physical accessibility to equipment and cables.

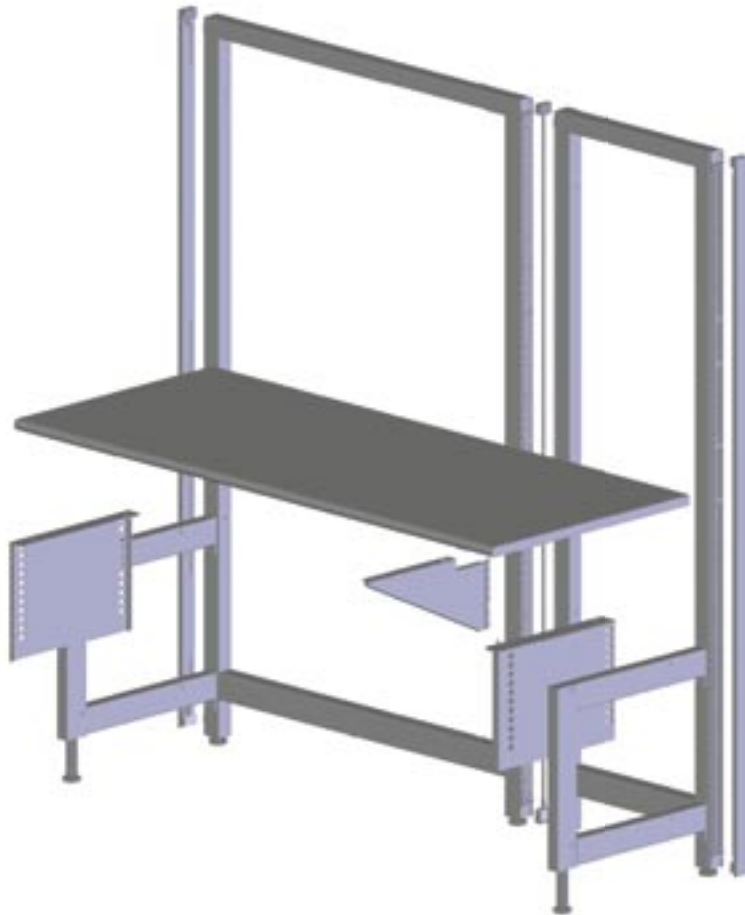
**SYMBIOTE®**

[www.symbiote.com](http://www.symbiote.com)  
300 North Centennial Street  
Zeeland, MI 49464 U.S.A.  
800-283-2434

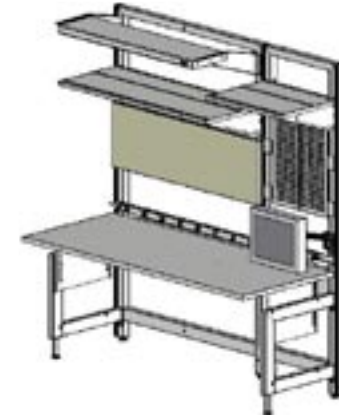
FF

Solutions

# About Ultra Frame Stations



*Ultra Frame Stations may be specified with glides, or industrial casters for quick, easy mobility.*



## Suggested Accessories

- Multi-Function Shelf
- Task Light with Cantilever Brackets
- Tackboard
- Pegboard
- Electrical Plug Strip
- Flat Screen Arm Assembly

Accessories are available in six widths: 24", 30", 36", 48", 60" and 72".

Note that the 48", 60" and 72" wide components can attach to a combined set of frames equaling the component's width.

Hanger Rails on the frames have slots at 1" increments, allowing vertical adjustment of frame hung components.

# About ErgoStat Stations



*A modular height adjustable table/bench system, ErgoStats combine a choice of caster or glide bases with Riser Frames to vertically support components.*

Symbiote accessories are designed to work with all of our Ultra Frame styles, including ErgoStat Benches.

A Riser Spine can be used to divide the frame into smaller widths allowing for increased component capacity.

Hanger Rails on the Riser Frames have slots at 1" increments, allowing vertical adjustment of hung components.

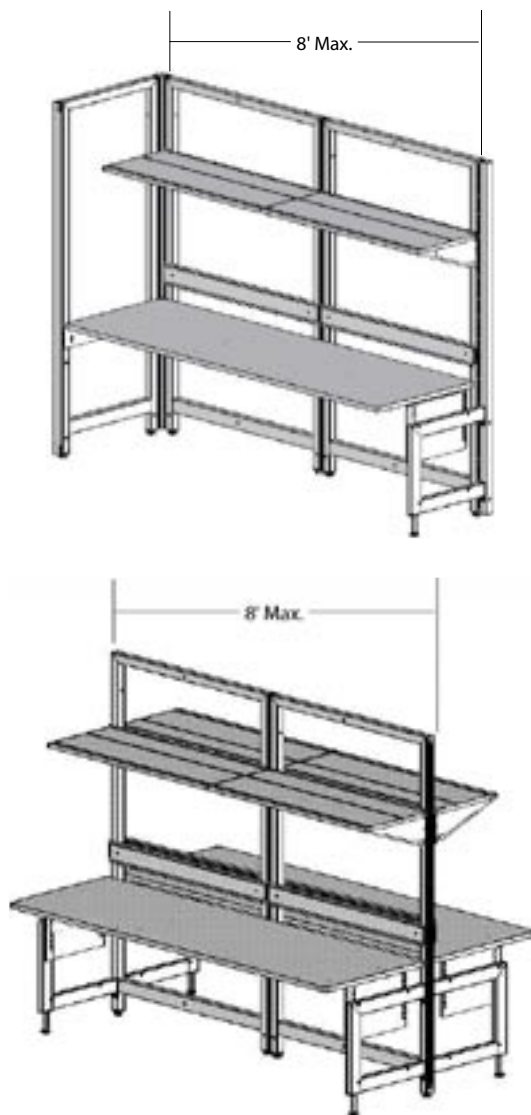
To maximize the surface space, a larger surface may be attached to a smaller ErgoStat base. For Example:

36" base supports a 36" to 72" surface  
48" base supports a 48" to 72" surface  
60" base supports a 60" to 96" surface  
72" base supports a 72" to 96" surface

**Note: Mounting holes for the Task Drawers will be compromised when using this strategy.**

# How to Design Work Stations

Work areas, benches or stations can be constructed in a number of ways because of the open-ended design of Symbiote Technical Furniture. We advise you to follow these guidelines for support and arrangement of components to ensure you have a safe and stable installation.



**1 SUPPORT.** A frame or leg that is perpendicular to the main run of panels ensures proper support. Following are two ways to support a panel run:

- Bolt a C-leg to the face of an Ultra Frame.
- Use a Rigid Panel Connector; 2-way, 3-way or 4-way to attach frames or panels at 90° angles.

**ONE SIDED STATIONS.** Support the loaded side of individual stations at each end and at the interval specified below that corresponds to the number of components to be used within that station.

**BACK TO BACK STATIONS.** Support both sides of the station at each end and on both sides at an appropriate interval as specified below.

**ALL STATIONS WITH FRAME OR PANEL HEIGHTS UP TO 96".** Support must equal the depth of the deepest load bearing component, most commonly the surface, but it can be a deep shelf.

8' intervals - support a maximum of 3 load bearing components per frame or panel.

10' intervals - support at maximum of 2 load bearing components per frame or panel.

12' intervals - NEVER support load bearing components, i.e. barrier walls.

**FRAME LOAD CAPACITY.** 1,000 lb. per frame, per side.

Subtract the weight of the attached components to determine the weight of equipment that your station will safely store. To ensure stability, distribute equipment evenly within the station.

**2 CONNECTION.** Symbiote frames and panels are a true dimension system that is to say a 48" wide panel measures 48". Allow for the dimensional gains listed below when connecting modular frames to form stations.

**EQUAL HEIGHT PANELS RUNNING IN A STRAIGHT LINE.** Attach with Panel Connectors with no dimensional gain.

**TWO PANEL CONNECTIONS AT 90° ANGLES.** Attach with Rigid Corner connectors, matching the tallest frame. A 90° Rigid Connector adds 2-1/4" to each direction of the panel.

**THREE PANEL CONNECTIONS AT 90° ANGLES.** Attach with a 90° 3-way Rigid Connector. Where the panels abut each other, allow 2-5/8" in each direction and 2-1/4" for the panels perpendicular to the run.


**FOUR PANEL CONNECTIONS AT 90° ANGLES.** Attaching panels with a 90° 4-way Rigid Connector adds 2-5/8" to each direction of the panel run.

**OPEN FRAME CONNECTIONS.**

- The C Leg bolts to the face of Ultra Frames. There is no dimensional gain with this type of connection.
- The Ultra Frame with Casters requires a Joiner Plate at all connections, in addition to the panel and corner connectors.

**3 FINISHING PANELS AND OPEN FRAMES.** End Covers hide the hardware on nonconnecting sides giving the station a finished look.

**TWO FRAME, 90° CONNECTIONS WHEN FRAMES ARE OF UNEQUAL HEIGHT.** Variable Height End Covers finish the exposed hardware on the tallest frame.



## 4 SURFACES AND THEIR SUPPORT.

The most widely specified surface depth is 30". A 36" deep top may be appropriate in cases where extra deep equipment will be stored. To maximize available work area on the station's work surface, we recommend placing large equipment on shelves positioned above the work surface.

**SUPPORTS.** Sold separately, because there are so many ways to support any given top. All surfaces attached to a station must be supported on both ends.

- ALL DEPTH SURFACES can be supported with Surface B Frame Brackets that bolt to C Legs. There are 3 heights available.
- ONLY 24" AND 30" DEEP SURFACES can be suspended from the frame using the 24" Cantilever Supports that engage into the slots on the panel's hanger frame. They adjust in 1" increments.
- ALL 36" DEEP SURFACES require careful planning. At least one side must be supported with a Surface B Support Bracket attached to a C Leg.
- SURFACES OVER 60" WIDE must also have a 18" depth minimum cantilever support centered between the two end supports.
- CORNER SURFACES are supported with two 24" Cantilever Supports on either side plus a corner bracket which is included with the corner surface.
- THE END OF A SURFACE ADJACENT TO A PANEL should be supported with a Work Surface Stretcher Bar. This method is preferred over a cantilever support.

## 5 COMPONENTS.

Most require minimal field assembly. There are a wide variety of components available to accessorize stations. From angled shelves to rack mount assemblies, all frame mounted components simply hook into the vertical slotted standard that runs the length of the panel frames and Riser Frames. You can adjust the positioning in one inch increments up and down the frame. Hanger clips prevent accidental dislodging of the components. In many instances the components fasten to the hanger clip with a screw, making installation more secure.

## 6 FINISHES.

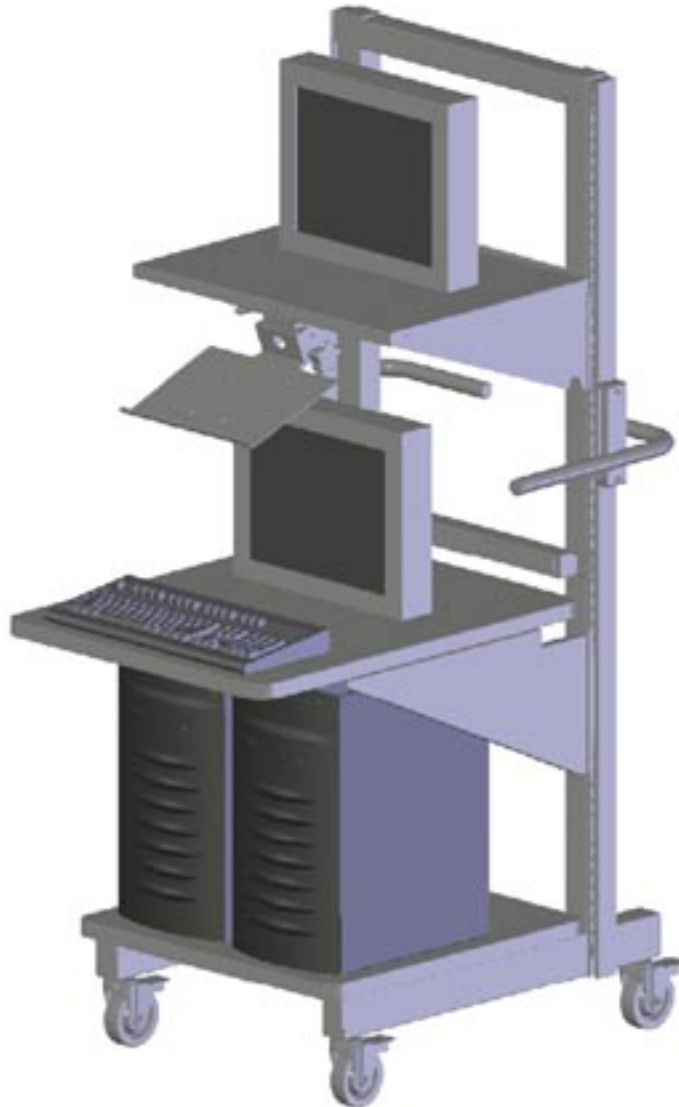
Choose from a wide assortment of paint colors and finishes, fabrics and laminates. For ESD sensitive environments, our frames, panels, support components and accessories can be specified with a dissipative finish. Tackboards and fabric panels are also available with dissipative fabrics.

FF

Solutions

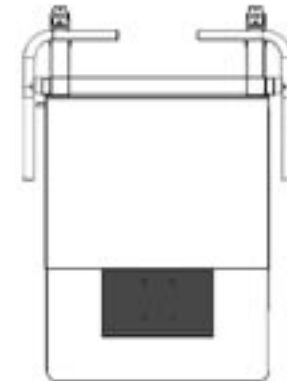
# Cart

66" h x 24" w



## Featured Components

- Mobile Frame Base with Casters and Handles
- Work Surface
- Electrical Plug Strip
- Multi-Function Shelf
- Shelf Mounted Keyboard Tray



*Plan View*

**SYMBIOTE®**

[www.symbiote.com](http://www.symbiote.com)

300 North Centennial Street  
Zeeland, MI 49464 U.S.A.

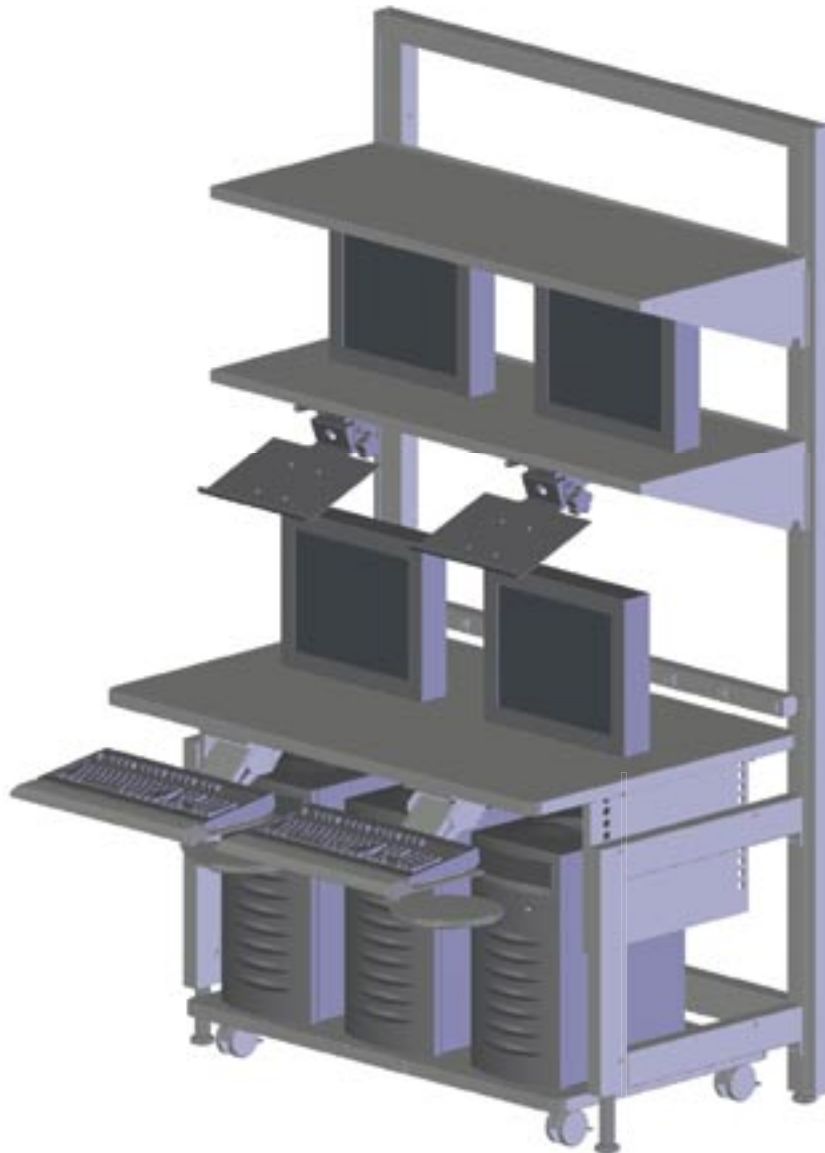
800-283-2434

FF

Solutions

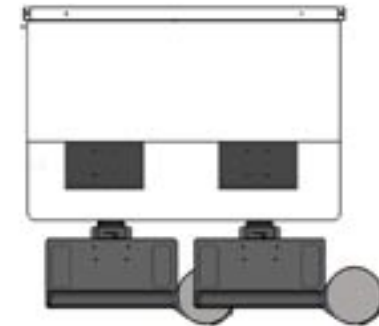
# 4' LAN Station

80" h x 48" w



## Featured Components

- Ultra Frame
- Work Surface
- Electrical Plug Strip
- Surface Mounted Keyboard Trays
- Multi-Function Shelves
- Shelf Mounted Keyboard Trays
- Tower Dolly



*Plan View*

**SYMBIOTE®**

[www.symbiote.com](http://www.symbiote.com)

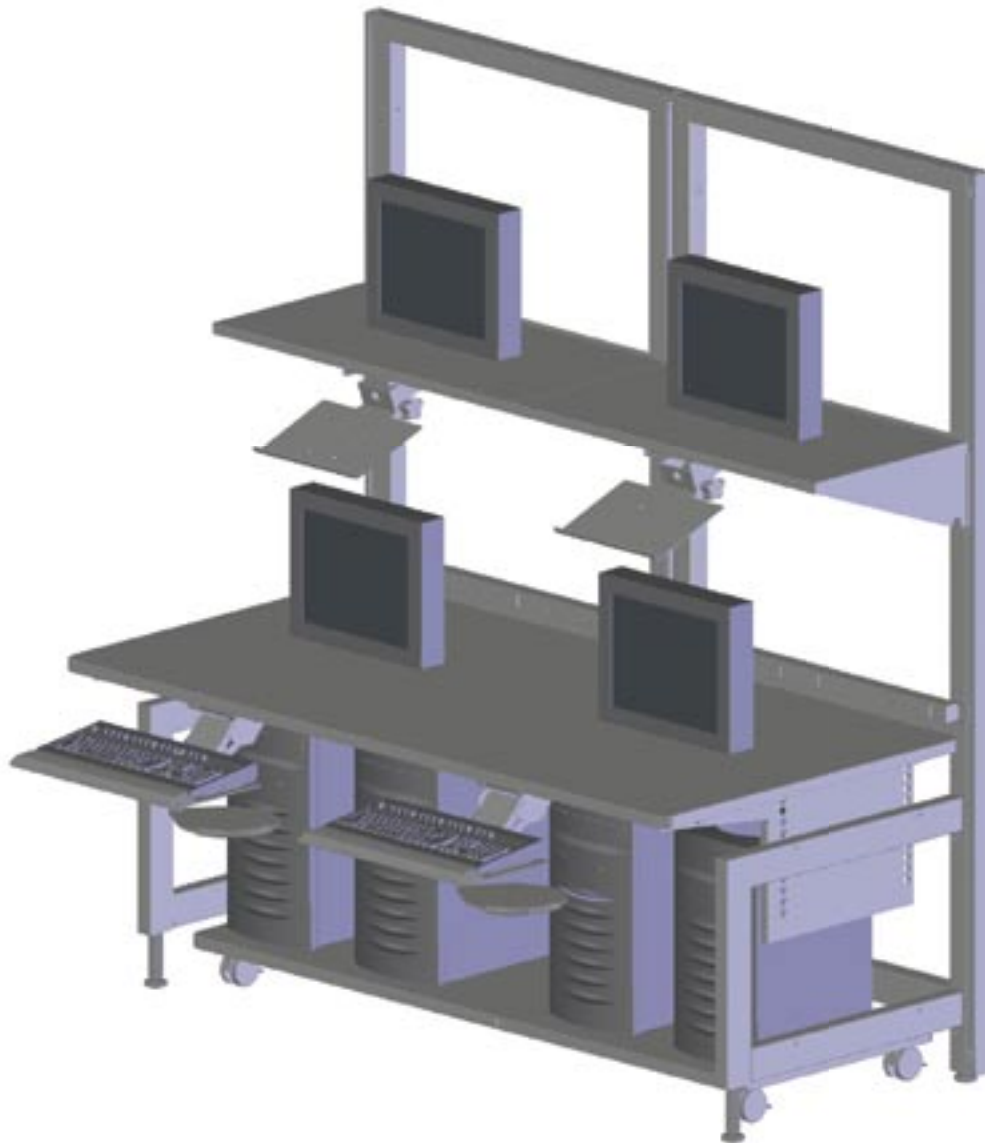
300 North Centennial Street  
Zeeland, MI 49464 U.S.A.  
800-283-2434

FF

Solutions

# 6' LAN Station

80" h x 72" w



## Featured Components

- Ultra Frames
- Work Surface
- Keyboard Trays - Surface & Shelf
- Multi-Function Shelf
- Electrical Plug Strip
- Tower Dolly



*Plan View*

**SYMBIOTE®**

[www.symbiote.com](http://www.symbiote.com)

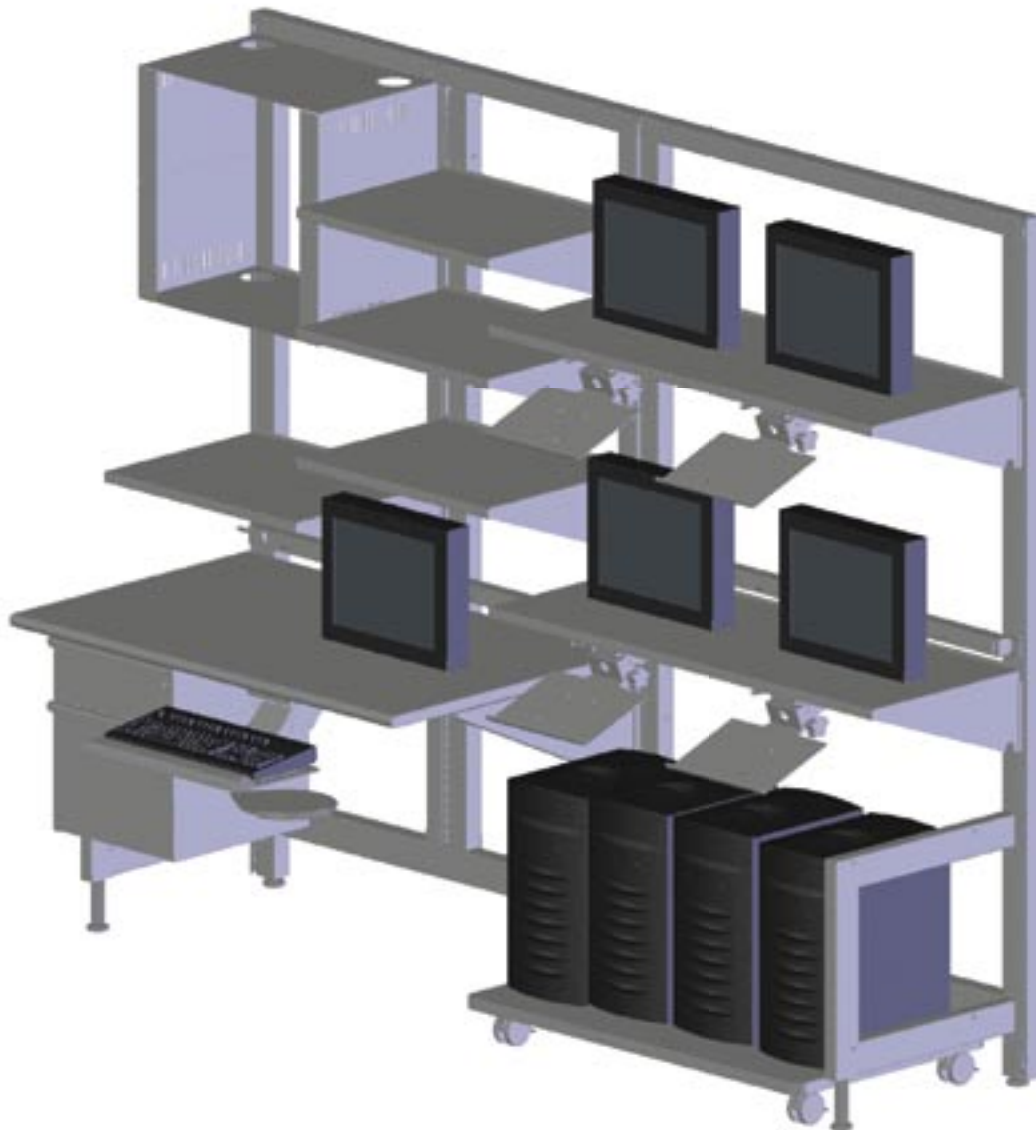
300 North Centennial Street  
Zeeland, MI 49464 U.S.A.  
800-283-2434

FF

Solutions

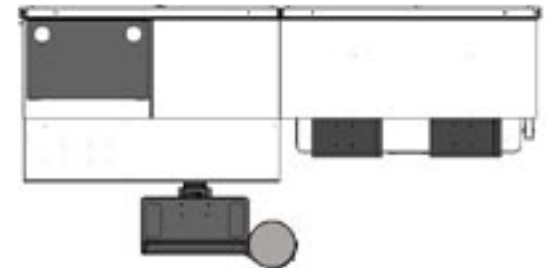
# 8' LAN Station

80" h x 96" w



## Featured Components

- Ultra Frames
- Rack Mount Assembly
- Frame Spine
- Work Surface
- Multi-Function Shelves
- Multiple Electrical Plug Strips
- Surface Mounted Keyboard Tray
- Shelf Mounted Keyboard Trays
- Suspended Task Drawers
- Tower Dolly



*Plan View*



[www.symbiote.com](http://www.symbiote.com)


300 North Centennial Street  
Zeeland, MI 49464 U.S.A.  
800-283-2434

FF

Solutions

# 8' Network Station

80" h x 96" w



## Featured Components

- Ultra Frames
- Full Height Rack Mount
- Work Surface
- Electrical Plug Strip
- Cable Ducts
- Multi-Function Shelves
- Vertical CPU Holders



*Plan View*



[www.symbiote.com](http://www.symbiote.com)

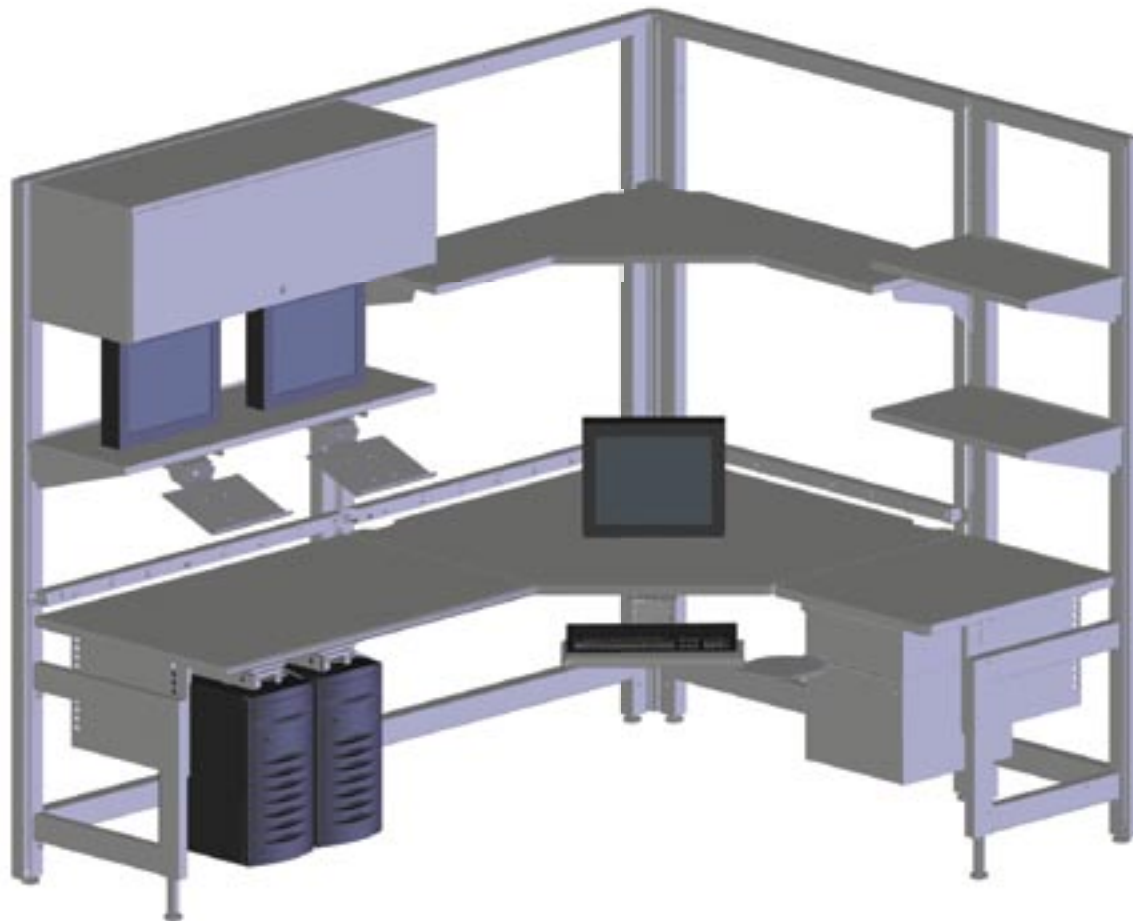
300 North Centennial Street  
Zeeland, MI 49464 U.S.A.  
800-283-2434

FF

Solutions

# 8' x 6' Corner Station

80" h x 96" w x 72" w



## Featured Components

- Ultra Frames
- Corner Work Surface with Keyboard Tray
- Work Surfaces
- Corner Shelf
- Multiple Electrical Plug Strips
- Overhead Storage Cabinet
- Multi-Function Shelves
- Shelf Mounted Keyboard Trays
- Suspended Task Drawer
- Vertical CPU Holders



*Plan View*

**SYMBIOTE®**

[www.symbiote.com](http://www.symbiote.com)

300 North Centennial Street  
Zeeland, MI 49464 U.S.A.  
800-283-2434

FF

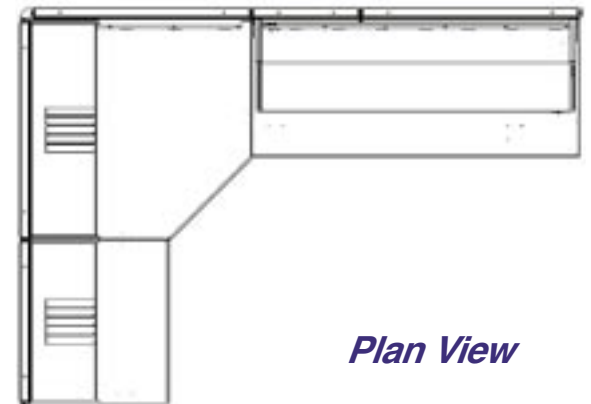
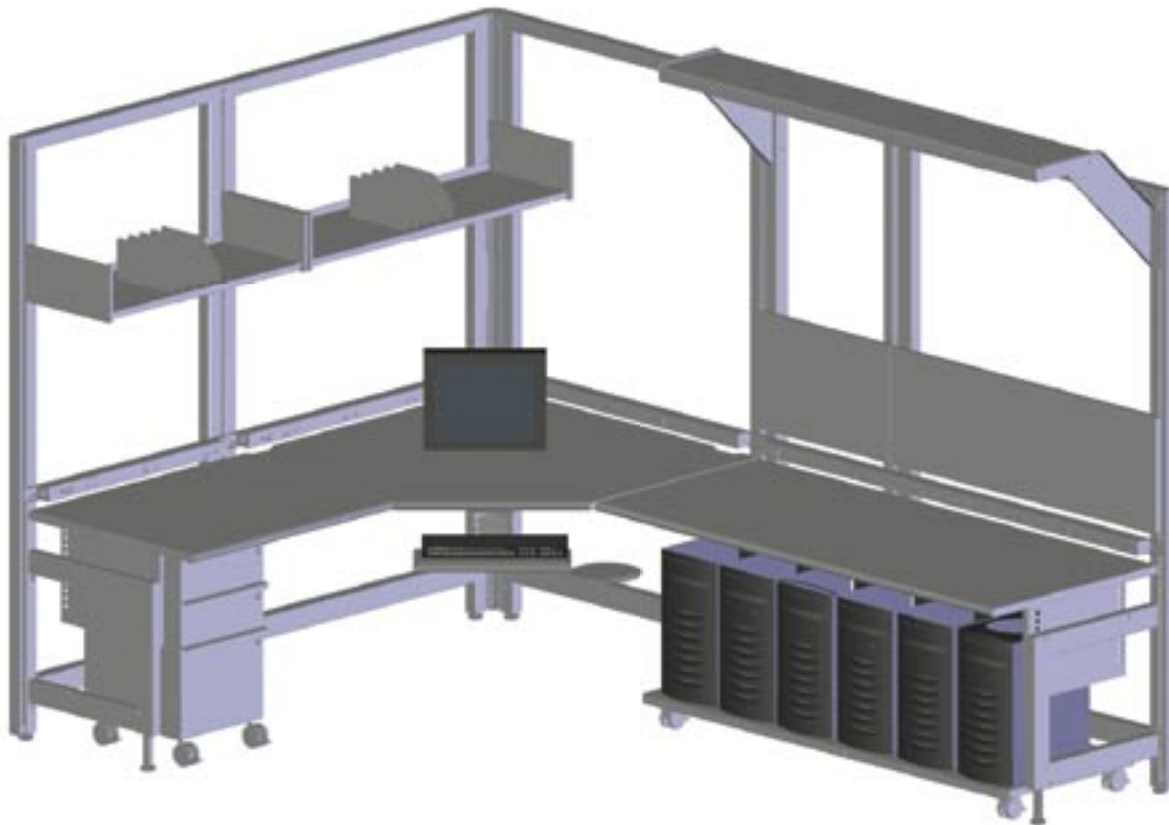
Solutions

# 6' x 10' Corner Station

80" h x 72" w x 120" w

## Featured Components

- Ultra Frames
- Work Surfaces
- Multiple Electrical Plug Strips
- Storage Shelves, Low
- Shelf Dividers
- Tackboards
- Mobile Task Drawers
- Tower Dolly



*Plan View*



[www.symbiote.com](http://www.symbiote.com)

300 North Centennial Street  
Zeeland, MI 49464 U.S.A.  
800-283-2434

FF

Solutions


# 4' Lab Station

80" h x 48" w



## Featured Components

- Ultra Frame
- Work Surface
- Multi-Function Shelf
- Utility Distributor
- Storage Cabinet



*Plan View*

**SYMBIOTE®**

[www.symbiote.com](http://www.symbiote.com)

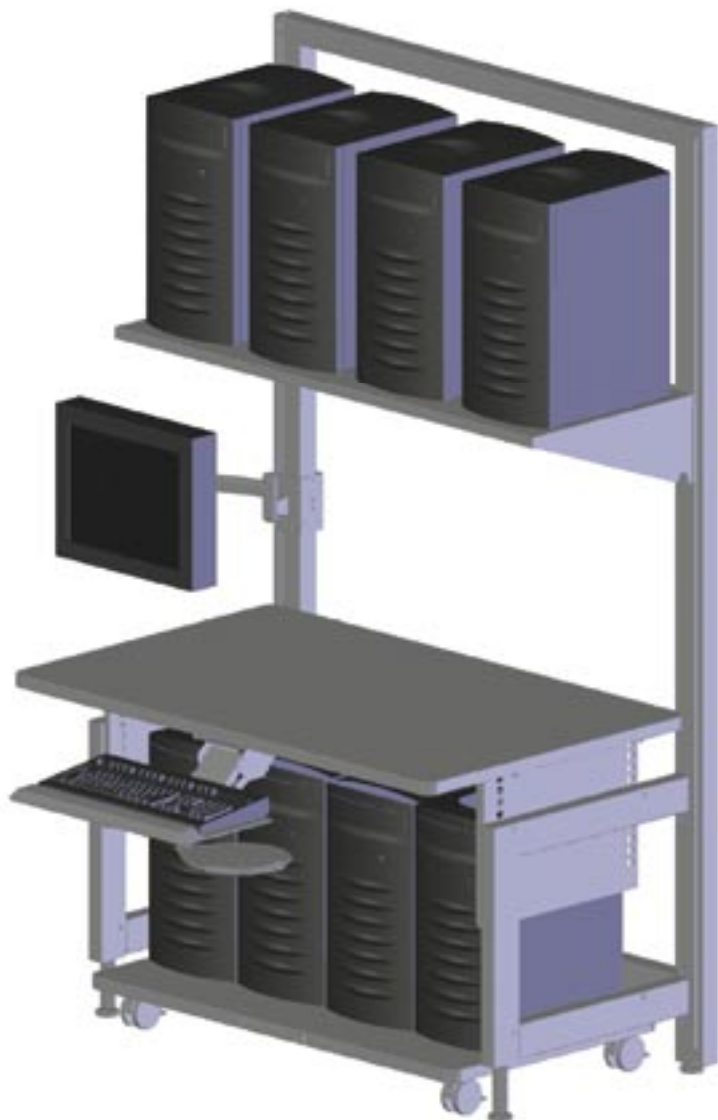
300 North Centennial Street  
Zeeland, MI 49464 U.S.A.  
800-283-2434

FF

Solutions

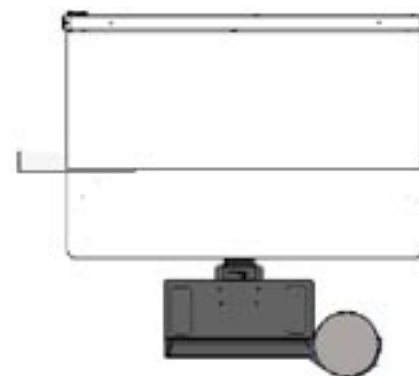
# 4' Computer LAN Station

80" h x 48" w



## Featured Components

- Ultra Frame
- Work Surface
- Tower Dolly
- Keyboard Tray, Surface Mount
- Flat Screen Arm
- Multi-Function Shelf



*Plan View*

**SYMBIOTE®**

[www.symbiote.com](http://www.symbiote.com)

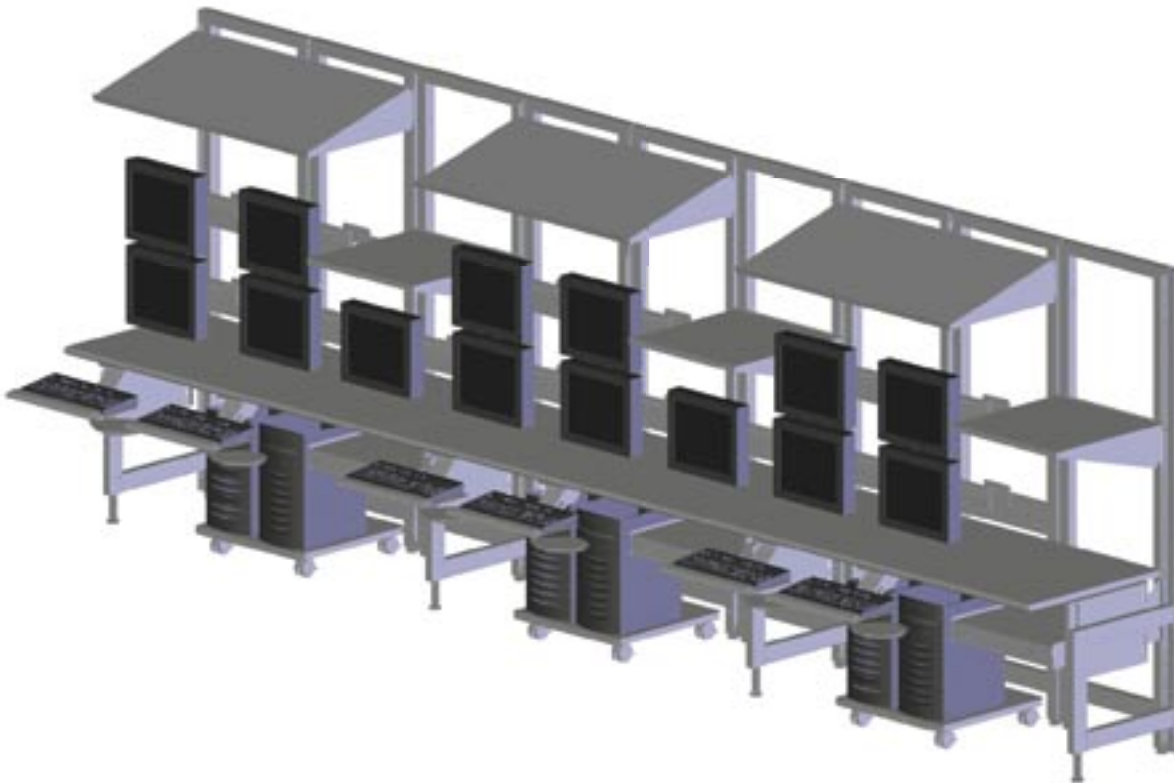
300 North Centennial Street  
Zeeland, MI 49464 U.S.A.  
800-283-2434

FF

Solutions

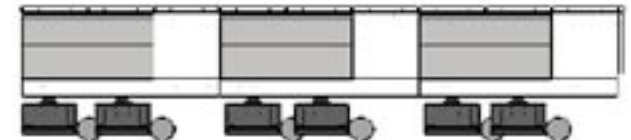
# 18' Monitoring Room

80" h x 18' w



## Featured Components

- Ultra Frames
- Work Surfaces
- Multi-Function Shelf
- Tower Dollies
- Roll-out Shelves
- Slotwall Rails
- Flat Screen Arms
- Keyboard Trays



*Plan View*

**SYMBIOTE®**

[www.symbiote.com](http://www.symbiote.com)

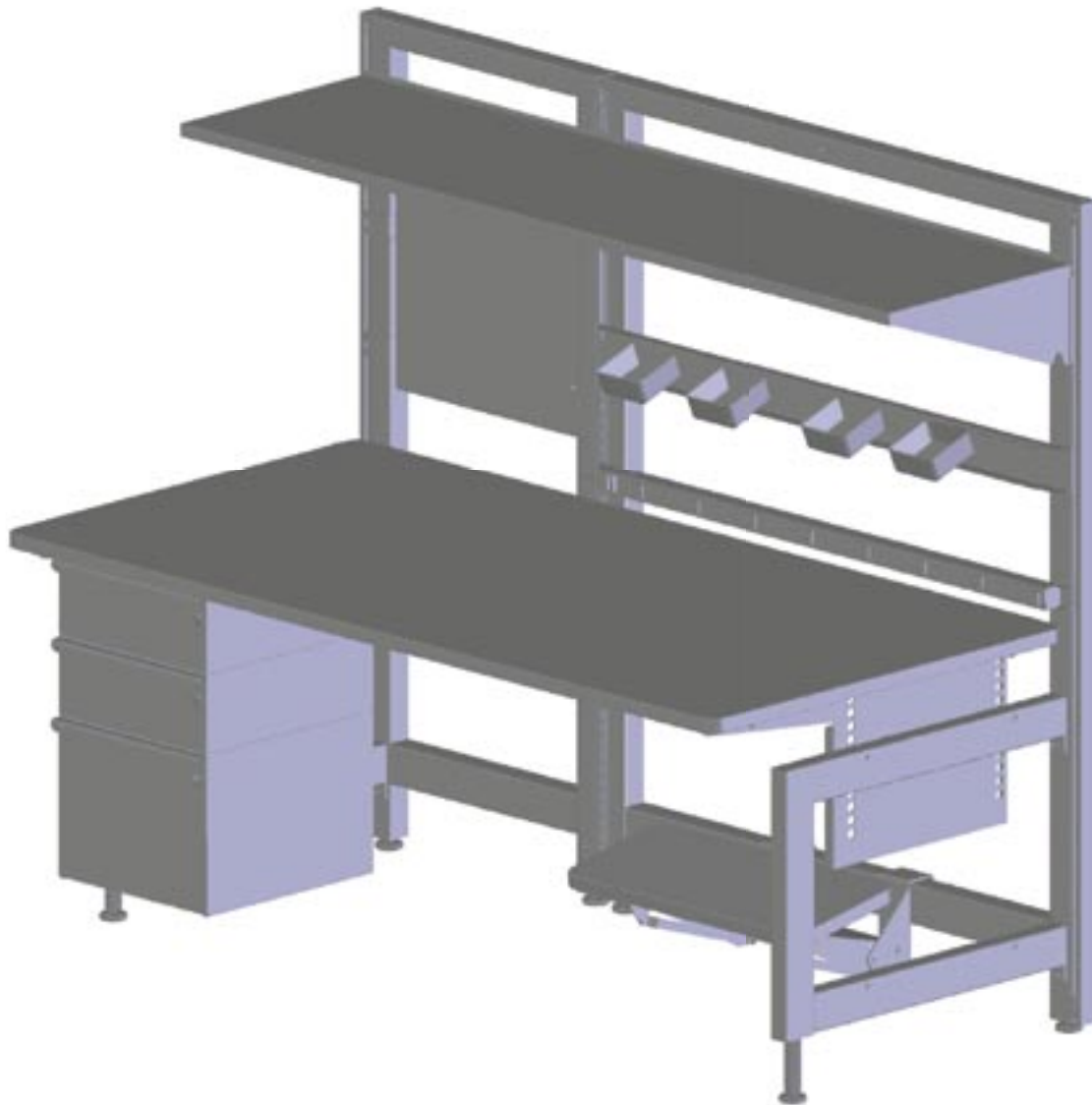
300 North Centennial Street  
Zeeland, MI 49464 U.S.A.  
800-283-2434

FF

Solutions

# 6' Lab Station

62" h x 72" w



## Featured Components

- Ultra Frames
- Multi-Function Shelf
- Tackboard
- Work Surface
- Suspended Task Drawer
- Electrical Plug Strip
- Suspended Footrest
- Dispensing Rail with Subcontainers



*Plan View*



[www.symbiote.com](http://www.symbiote.com)

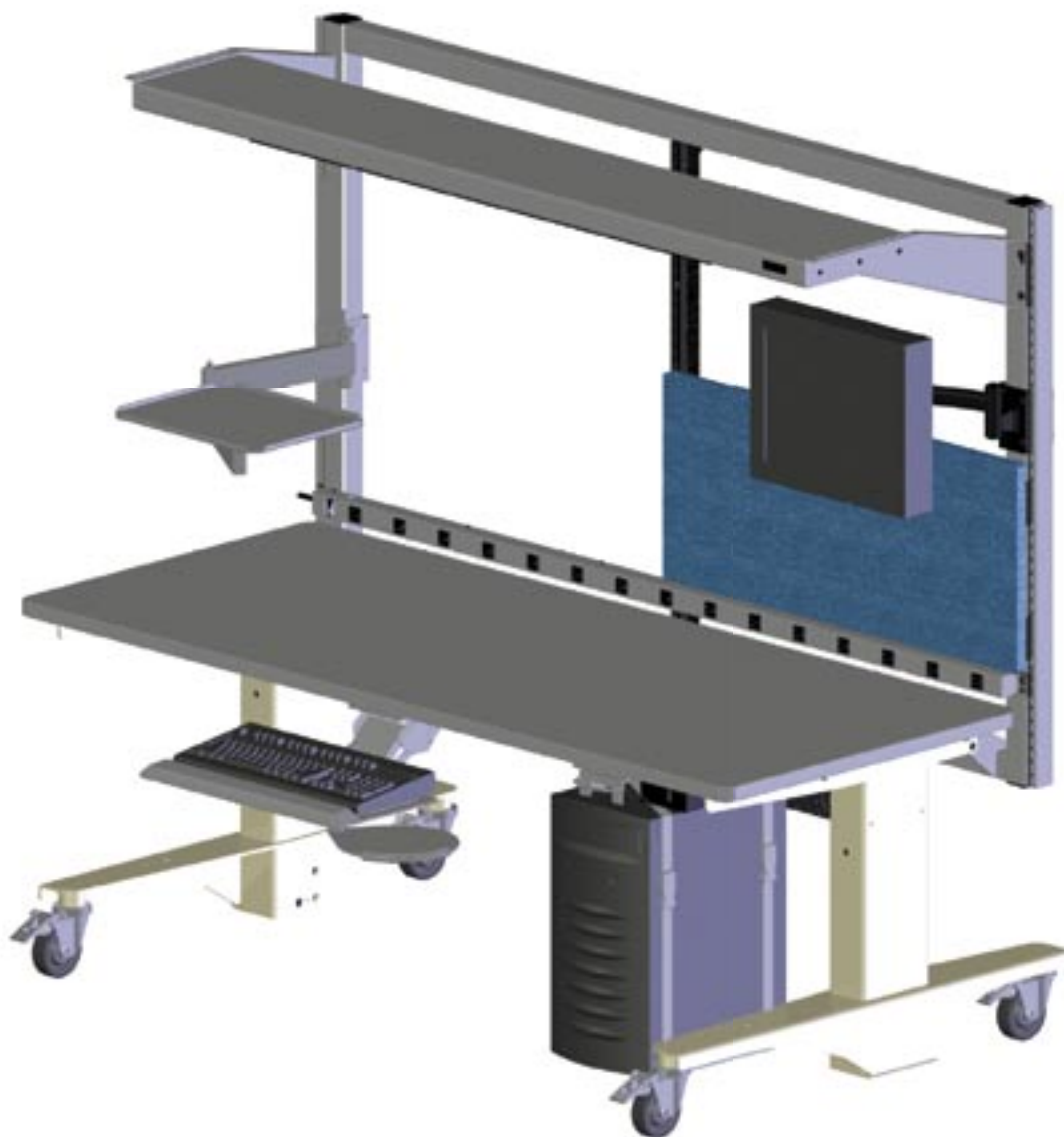
300 North Centennial Street  
Zeeland, MI 49464 U.S.A.  
800-283-2434

FF

Solutions

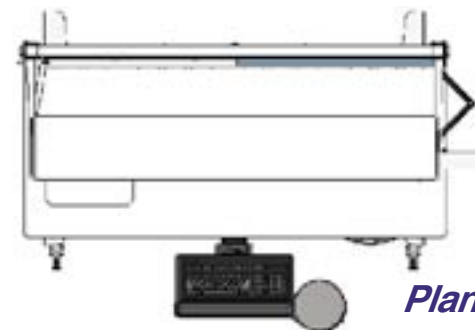
# 6' ErgoStat Lab Bench

80" h x 72" w



## Featured Components

- ErgoStat Electric Height Adjustable Base with Casters
- Tackboard
- Vertical CPU Holder
- Surface Mounted Keyboard Tray
- Work Surface
- Cantilever Light Bracket with Light
- Plug Strip
- Pivot Arm with Monitor Tray
- Flat Screen Arm Assembly



*Plan View*

**SYMBIOTE®**

[www.symbiote.com](http://www.symbiote.com)

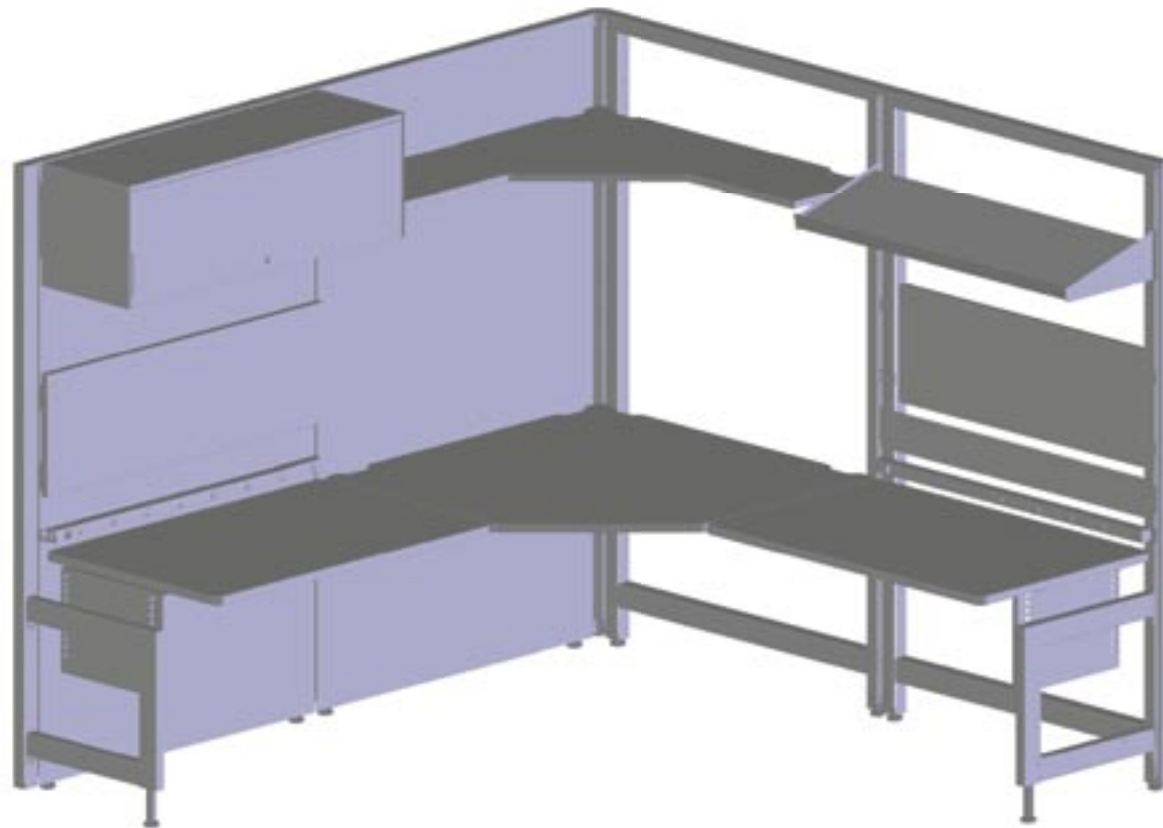
300 North Centennial Street  
Zeeland, MI 49464 U.S.A.  
800-283-2434

FF

Solutions

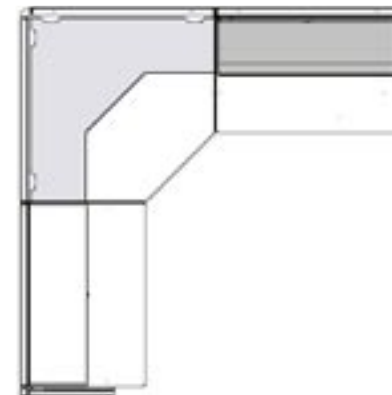
# 8' x 8' Corner Lab Station

80" h x 96" w x 96" w



## Featured Components

- Ultra Frames and Laminate Panels
- Overhead Storage Cabinet
- Corner Shelf
- Tackboards
- Multiple Work Surfaces
- General Purpose Shelf
- Bin Rail
- Electrical Plug Strips



*Plan View*

**SYMBIOTE®**

[www.symbiote.com](http://www.symbiote.com)

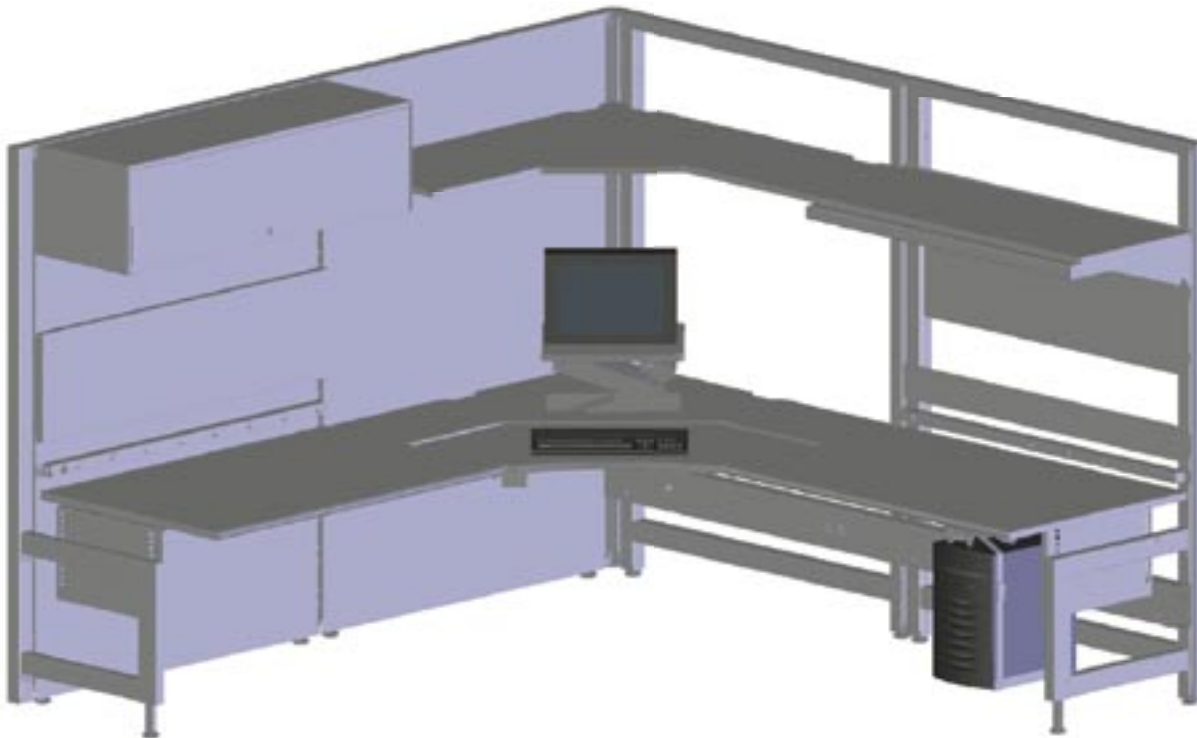
300 North Centennial Street  
Zeeland, MI 49464 U.S.A.  
800-283-2434

FF

Solutions

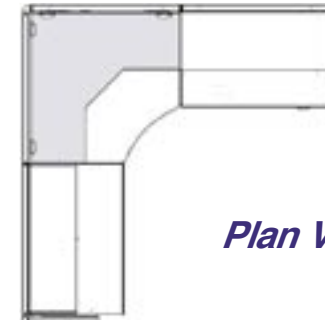
# 8' x 8' Engineering Station

80" h x 96" w x 96" w



## Featured Components

- Ultra Frames and Fabric Panels
- Overhead Storage Cabinet
- PowerTop Adjustable Corner Work Surface
- Multiple Electrical Plug Strips
- Tackboards
- Multi-Function Shelf with Light
- Corner Shelf
- Utility Distributor, 8 wire, 3 circuit
- Bin Rail
- Vertical CPU Holder



*Plan View*

**SYMBIOTE®**

[www.symbiote.com](http://www.symbiote.com)

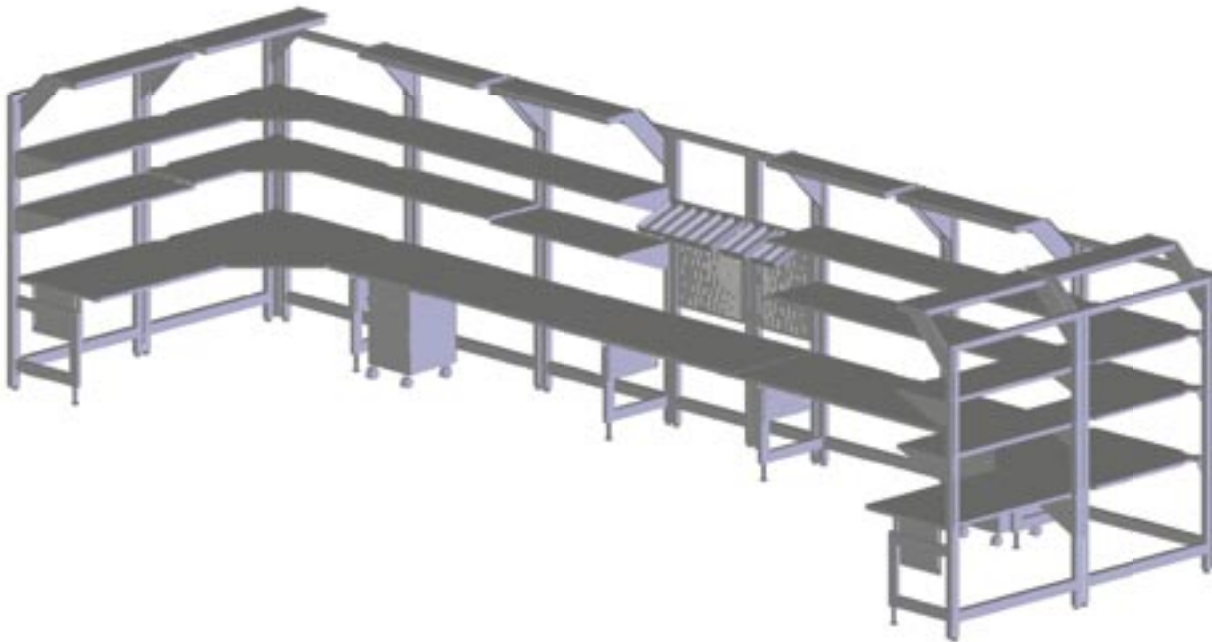
300 North Centennial Street  
Zeeland, MI 49464 U.S.A.  
800-283-2434

FF

Solutions

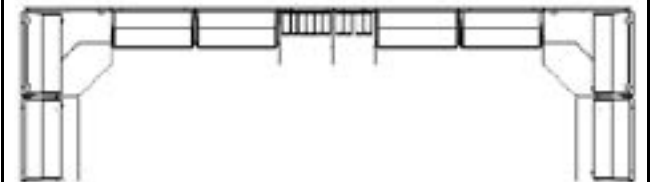
# 28' Testing Lab

80" h x 8' w x 8' w x 28' w



## Featured Components

- Ultra Frames
- Multiple Worksurfaces
- Corner Shelves
- Multi-Function Shelves
- Pegboards
- Dispensing Rails with Subcontainers
- Task Light with Cantilever Brackets



*Plan View*

**SYMBIOTE®**

[www.symbiote.com](http://www.symbiote.com)

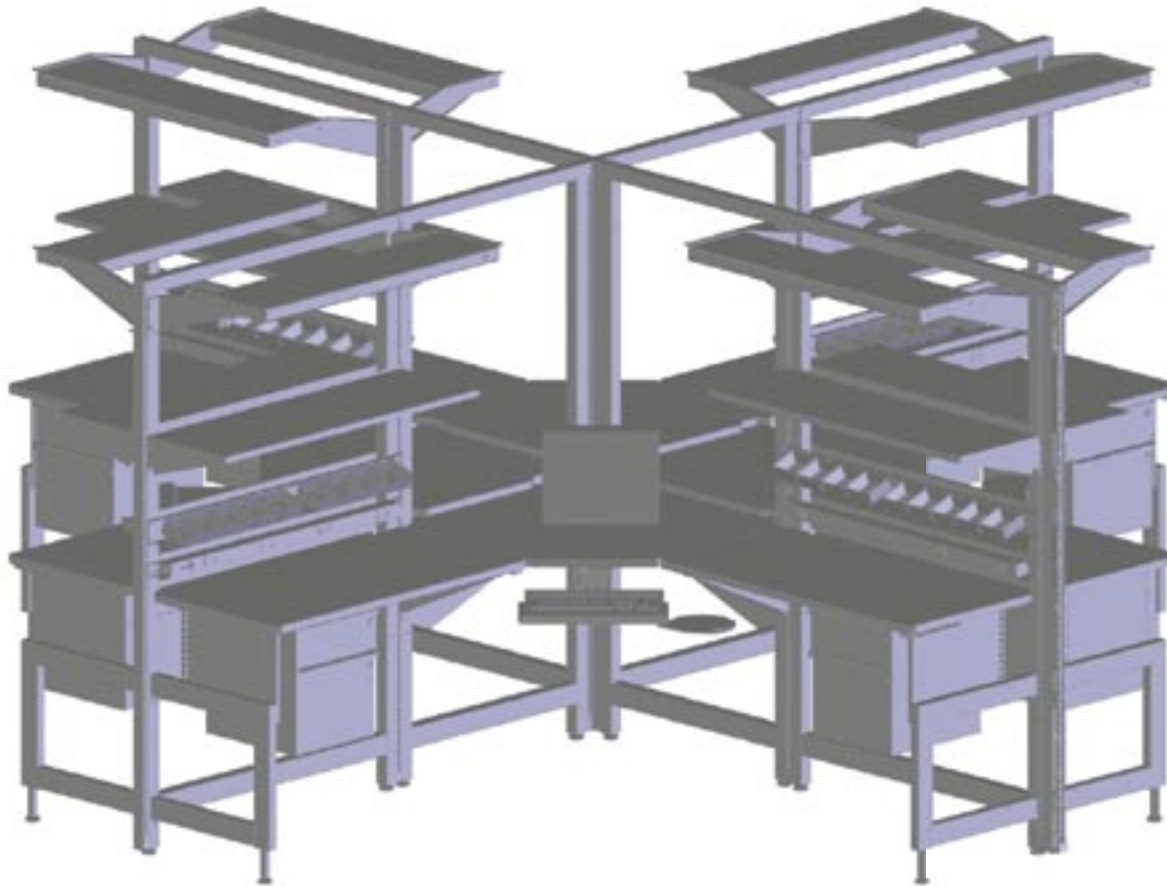
300 North Centennial Street  
Zeeland, MI 49464 U.S.A.  
800-283-2434

FF

Solutions

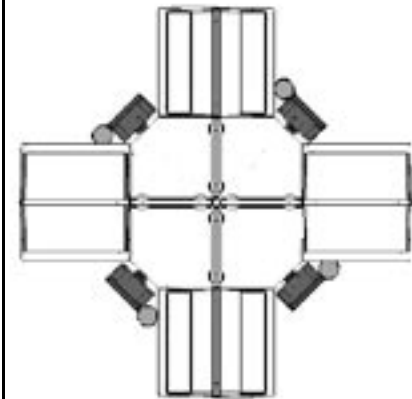
# 4-Way, 8'x8' Lab Station

80" h x 96" w x 96" w



## Featured Components

- Ultra Frames
- Multiple Worksurfaces
- Corner Shelves
- Multi-Function Shelves
- Suspended Task Drawers
- Dispensing Rails with Subcontainers
- Task Light with Cantilever Brackets
- Electrical Plug Strips



*Plan View*

**SYMBIOTE®**

[www.symbiote.com](http://www.symbiote.com)

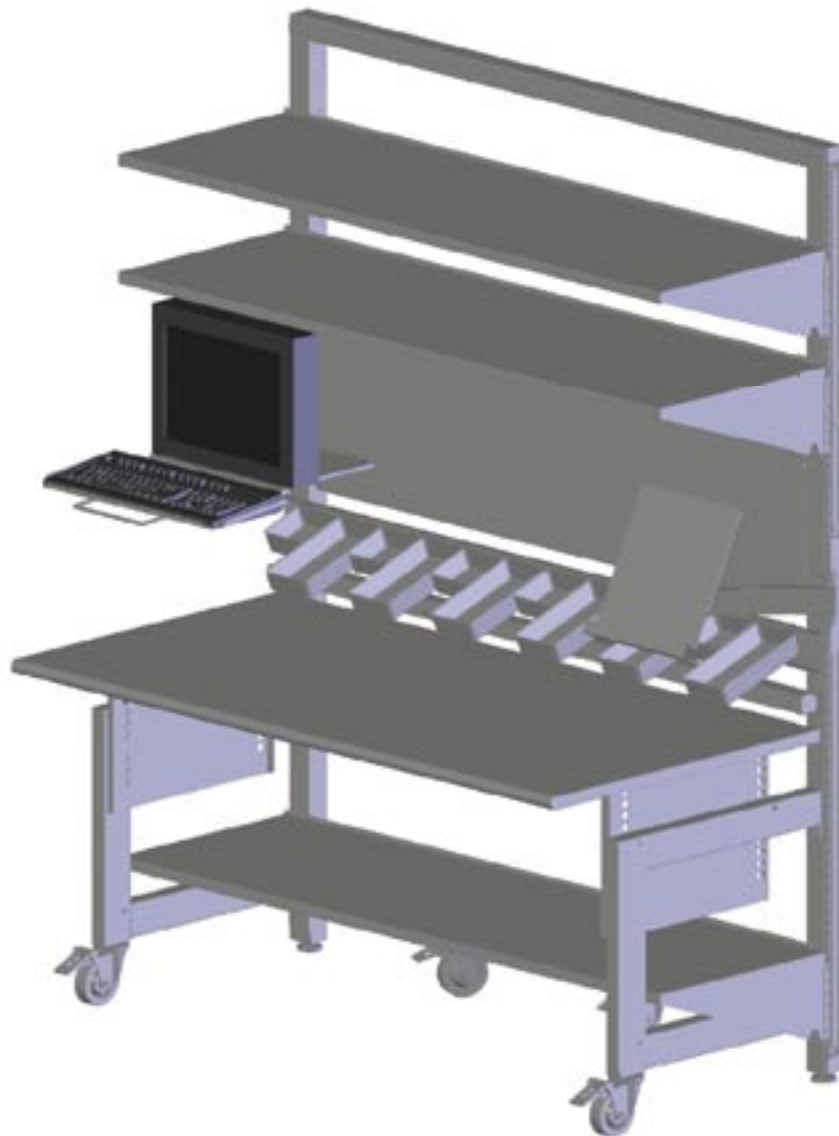
300 North Centennial Street  
Zeeland, MI 49464 U.S.A.  
800-283-2434

FF

Solutions

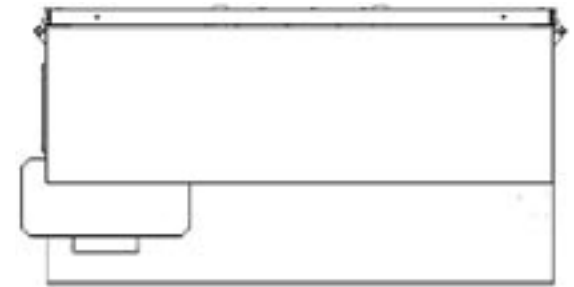
# 5' Assembly Station

80" h x 60" w



## Featured Components

- Ultra Frame with Locking Casters
- Work Surface
- Electrical Plug Strip
- Dispensing Rail with Subcontainers
- Multi-Function Shelves
- Tackboard
- Pivoting Arm Document Holder
- Pivoting Arm Monitor Tray with Keyboard



*Plan View*

**SYMBIOTE®**

[www.symbiote.com](http://www.symbiote.com)

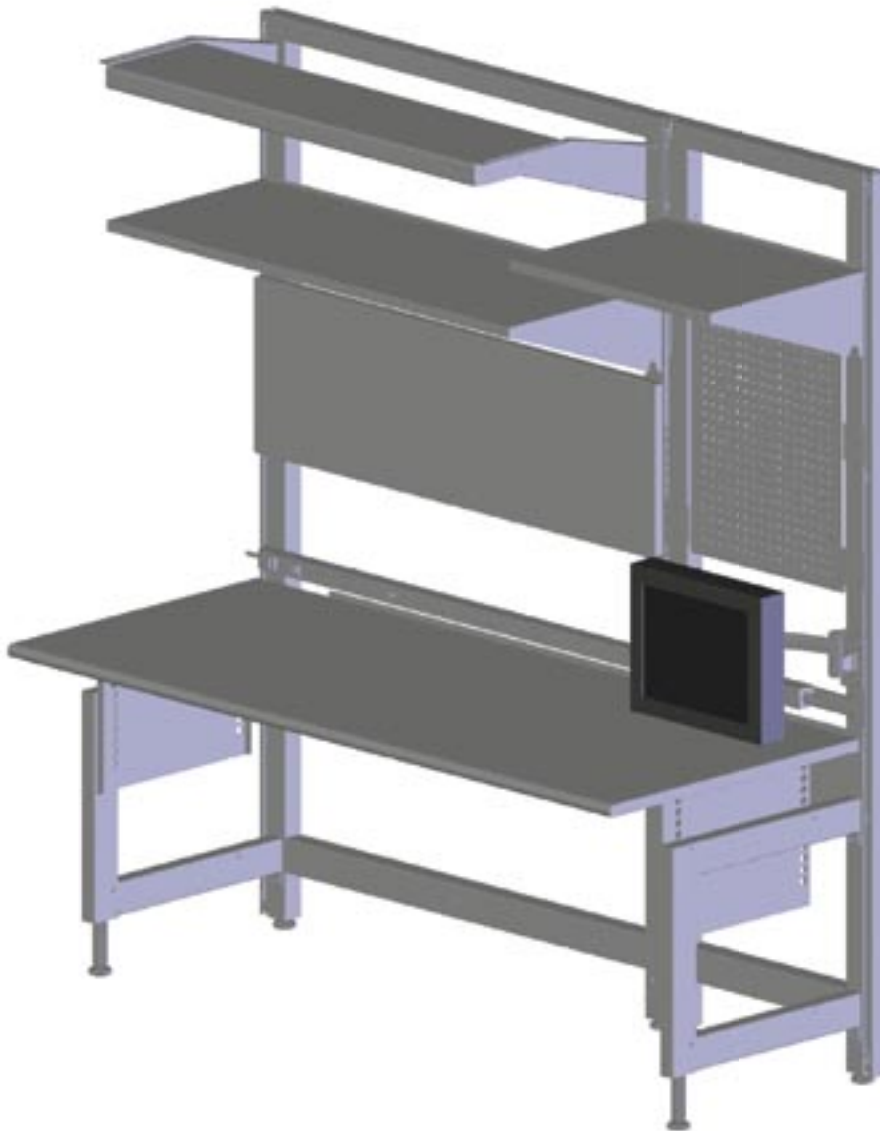
300 North Centennial Street  
Zeeland, MI 49464 U.S.A.  
800-283-2434

FF

Solutions

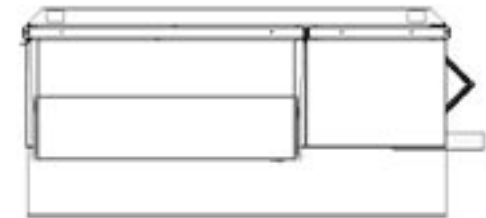
# 6' Test Bench

80" h x 72" w



## Featured Components

- Ultra Frames
- Task Light with Cantilever Brackets
- Work Surface
- Electrical Plug Strip
- Flat Screen Arm Assembly
- Multi-Function Shelves
- Tackboard
- Peg Board
- Cable Tray



*Plan View*



[www.symbiote.com](http://www.symbiote.com)

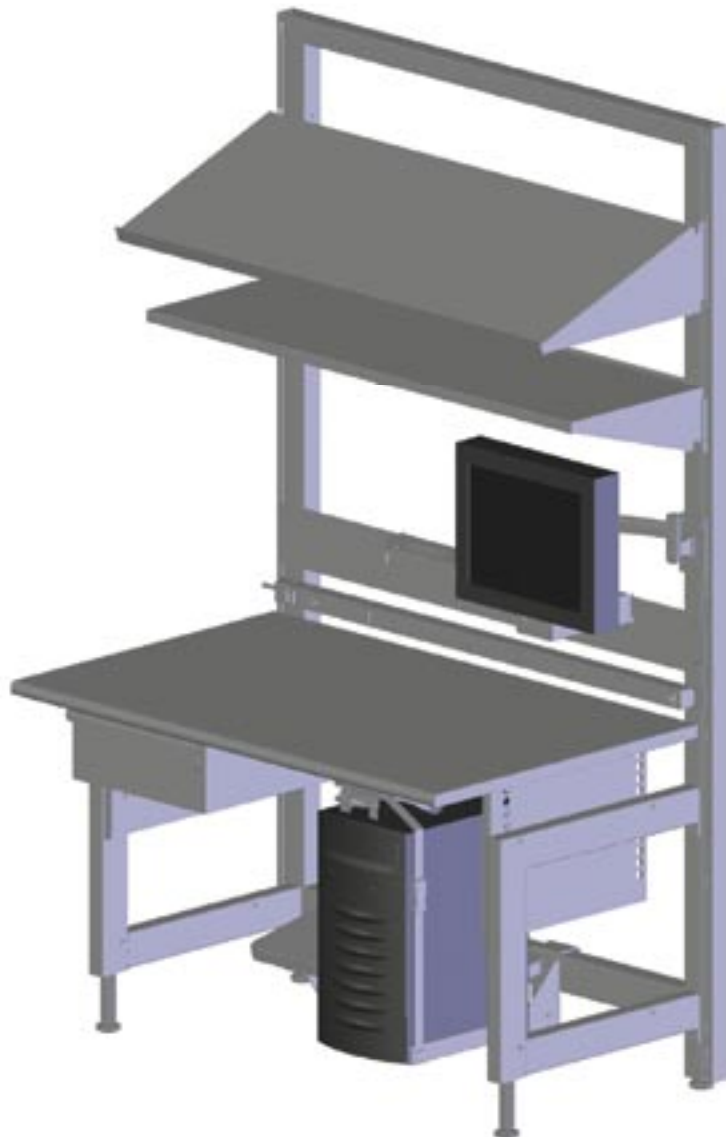
300 North Centennial Street  
Zeeland, MI 49464 U.S.A.  
800-283-2434

FF

Solutions

# 4' Test Station

80" h x 48" w



## Featured Components

- Ultra Frame
- Work Surface
- Electrical Plug Strip
- Bin Rail with Tool Holders
- Flat Screen Arm Assembly
- Flat and Angled Shelves
- Vertical CPU Holder
- Suspended Footrest
- Suspended Task Drawer



*Plan View*



[www.symbiote.com](http://www.symbiote.com)

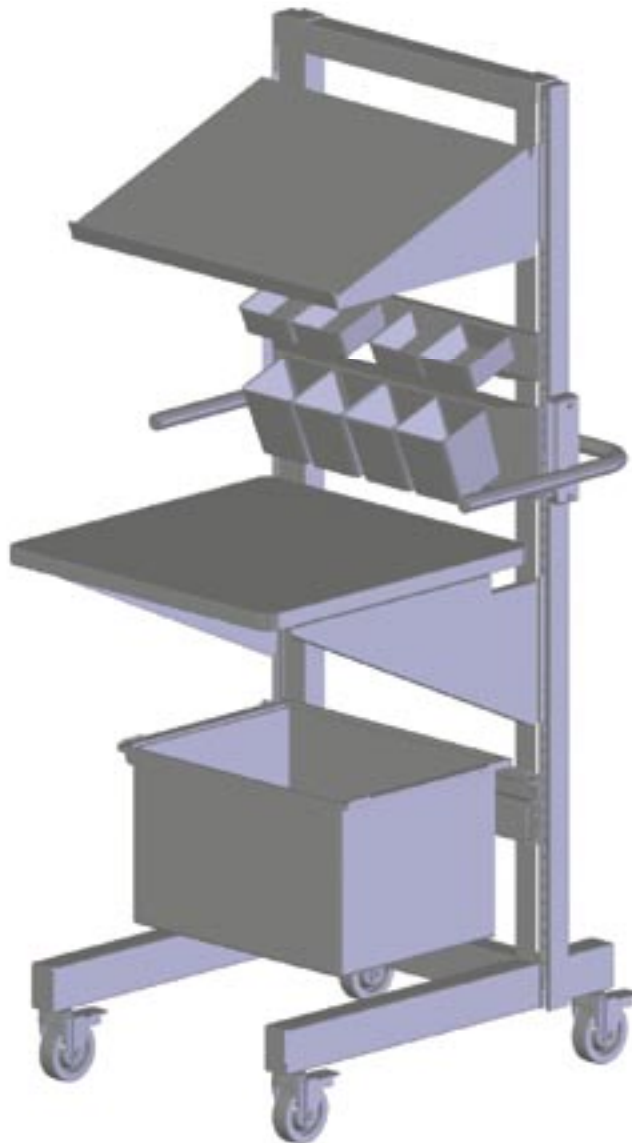
300 North Centennial Street  
Zeeland, MI 49464 U.S.A.  
800-283-2434

FF

Solutions

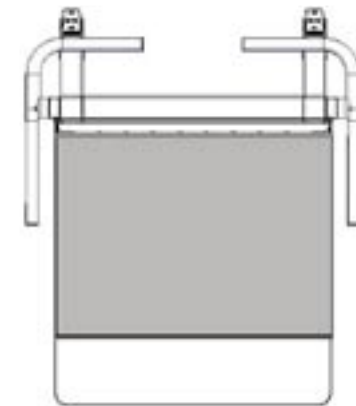
# Manufacturing Cart

66" h x 24" w



## Featured Components

- Mobile Frame with Handles
- Work Surface
- Tote Rail with Large Tote
- Dispensing Rail with Subcontainers
- Multi-Function Shelf



*Plan View*

**SYMBIOTE®**

[www.symbiote.com](http://www.symbiote.com)

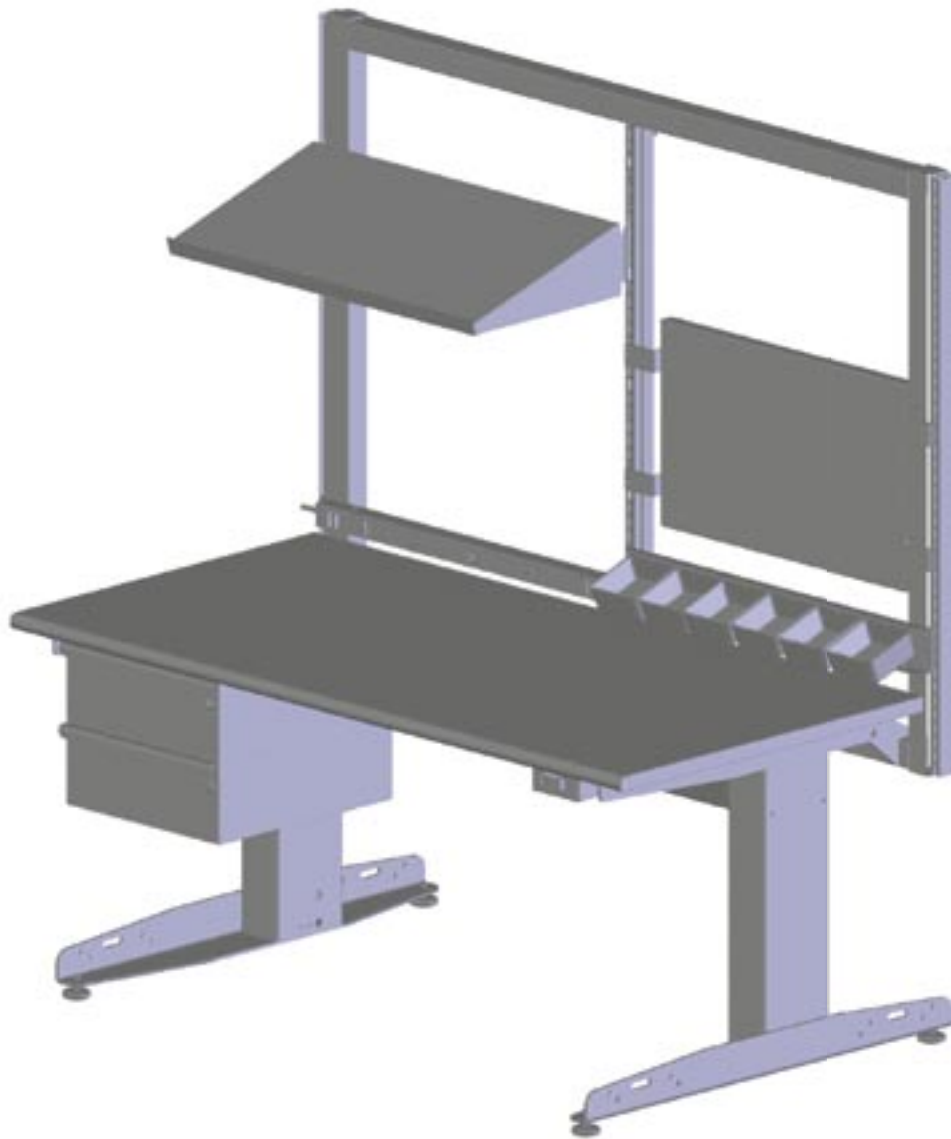
300 North Centennial Street  
Zeeland, MI 49464 U.S.A.  
800-283-2434

FF

Solutions

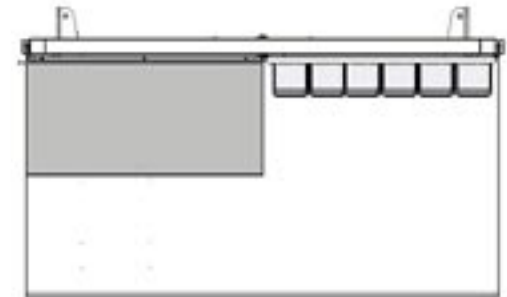
# 5' ErgoStat Height Adjustable

60" Base / Surface



## Featured Components

- ErgoStat Electric Height Adjustable Base with Glides
- Riser Frame and Riser Spine
- Work Surface
- Multi-Function Shelf
- Tackboard
- Electrical Plug Strip
- Dispensing Rail with Subcontainers
- Suspended Task Drawers



*Plan View*

**SYMBIOTE®**

[www.symbiote.com](http://www.symbiote.com)

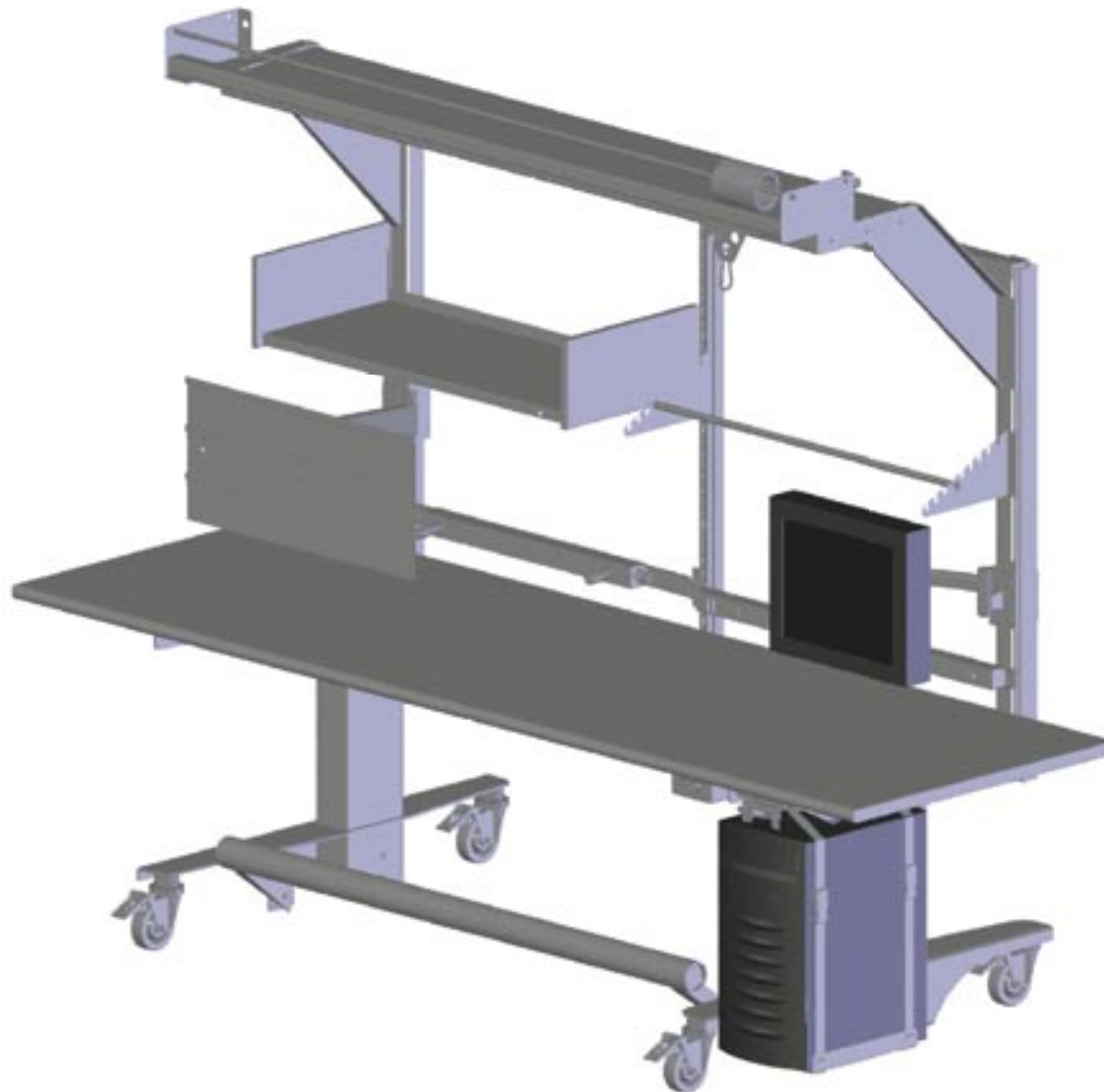
300 North Centennial Street  
Zeeland, MI 49464 U.S.A.  
800-283-2434

FF

Solutions

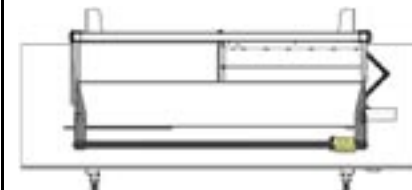
# 8' ErgoStat Height Adjustable

72" Base / 96" Surface



## Featured Components

- ErgoStat Electric Height Adjustable Base with Casters
- Riser Frame and Riser Spine
- Work Surface
- Industrial 4-inch Casters
- Task Light with Cantilevered Bracket
- Overhead Tool Traveler
- Low Storage Shelf
- Electrical Plug Strip
- Air Strip
- Spool Holder
- 3-tier Bin Rail on Pivot Arm
- Flat Screen Arm Assembly
- Vertical CPU Holder
- Footrest Bar



*Plan View*

**SYMBIOTE®**

[www.symbiote.com](http://www.symbiote.com)

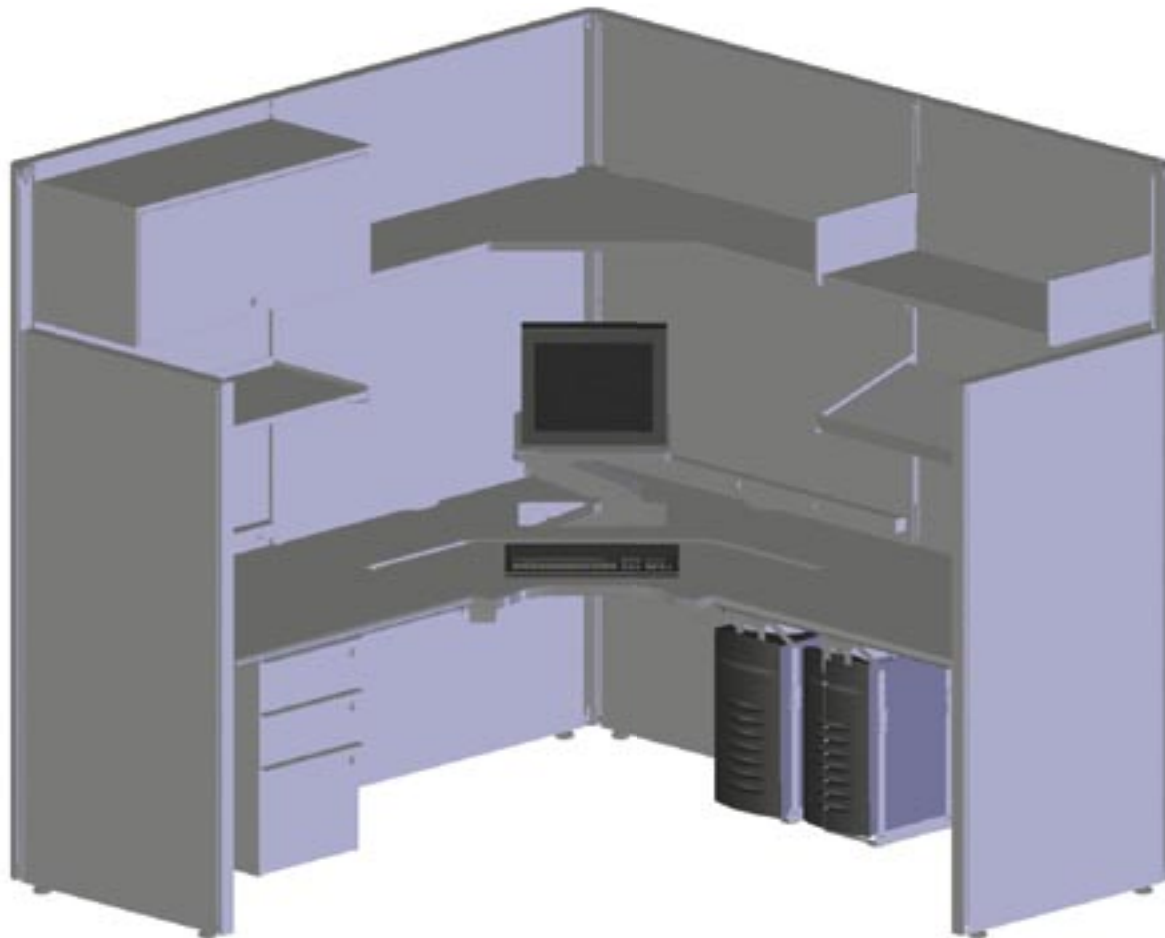
300 North Centennial Street  
Zeeland, MI 49464 U.S.A.  
800-283-2434

FF

Solutions

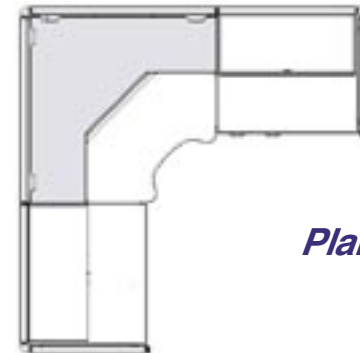
# 7' x 7' Dispatch Center

80" h x 84" w x 84" w



## Featured Components

- Fabric Panels
- PowerTop Adjustable Corner Work Surface
- Overhead Storage Cabinet
- Corner Shelf
- General Purpose Shelves
- Low Storage Shelf
- Multiple Electrical Plug Strips
- Suspended Task Drawers
- Vertical CPU Holders



*Plan View*

**SYMBIOTE®**

[www.symbiote.com](http://www.symbiote.com)

300 North Centennial Street  
Zeeland, MI 49464 U.S.A.  
800-283-2434



**Technical Furniture and Infrastructure Solutions for the InBetween Workplace**

**[www.symbiote.com](http://www.symbiote.com)**

300 North Centennial Street

Zeeland, MI 49464

Voice: 616-772-1790

Fax: 616-772-1798

© Symbiote® Inc. 2003  
All Rights Reserved  
Printed in the U.S.A.  
Item# PL008 02-03-2M/GPC